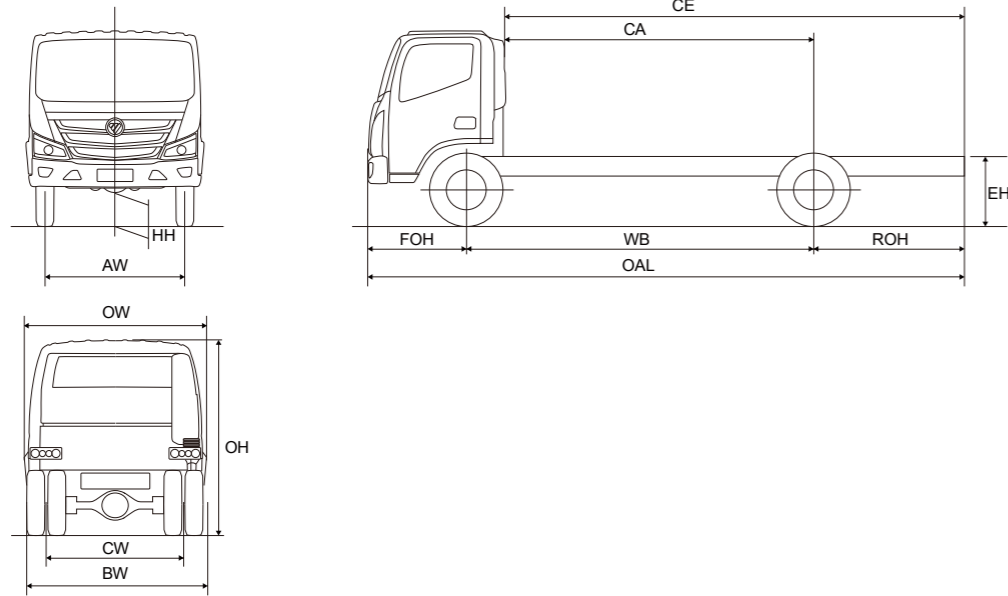
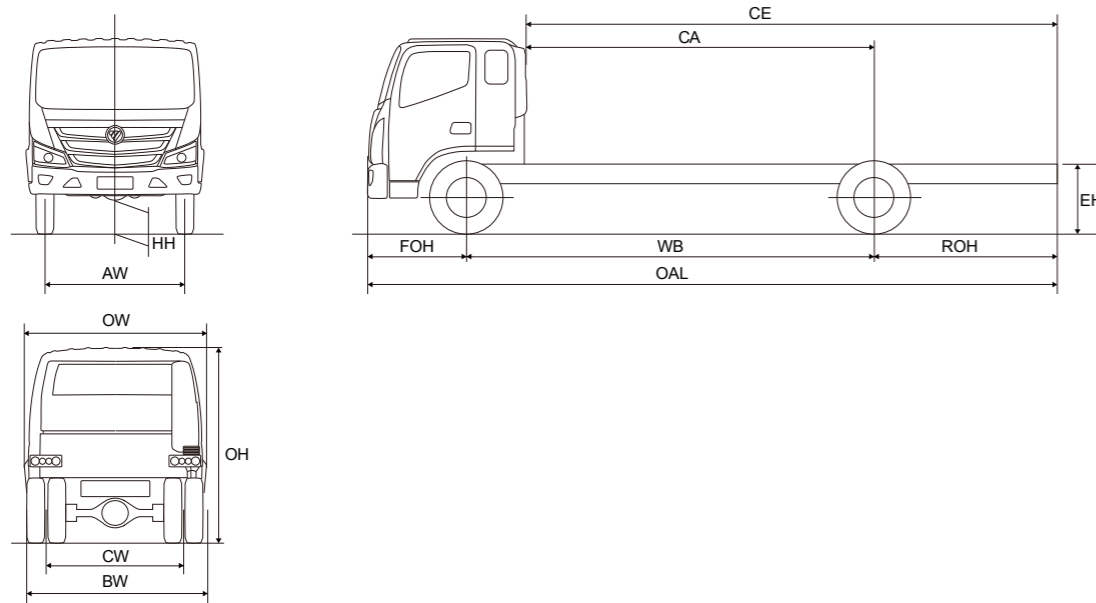


MASS & DIMENSION

Single cab



Space cab



GVW (Kg)	Model	WB	OAL	OW	OH	AW	BW	CW	FOH	ROH	CA	CE	HH	EH
6000	BJ1065VDJD4-F	2800	5400	1925	2260	1590	1925	1485	1110	1490	2265	3755	190	708
	BJ1065VDJD6-F	3360	5960	1925	2260	1590	1925	1485	1110	1490	2825	4315	190	708
7000	BJ1068VDJDA-F	3360	5960	2135	2260	1730	2090	1615	1110	1490	2825	4315	190	708
8500	BJ1088VFJEA-F	3360	5950	2135	2260	1730	2090	1615	1110	1490	2825	4315	225	750
	BJ1088VEJEA-F	3800	6920	2135	2260	1730	2090	1615	1110	2010	3225	5235	225	750
12000	BJ1128VKJED-F	4200	7440	2310	2470	1792	2305	1800	1225	2015	3438	5453	227	983
	BJ1128VKPEK-F	5200	8940	2310	2470	1792	2305	1800	1225	2515	4380	6895	227	983



**EUROPEAN STANDARD
LOGISTIC EXPERT**

AUMARK S





AUMARK S SPECIFICATION

GVW (Kg)		6000		7000		8500		12000							
Curb weight (kg)		2215		2555		2854		3880							
Whole vehicle main dimensions															
Overall dimensions (LxWxH) mm		5400 × 1925 × 2260		5960 × 1925 × 2260		5960 × 2275 × 2220		5950 × 2135 × 2292		6920 × 2136 × 2265		7440 × 2310 × 2470		8940 × 2310 × 2470	
Chassis length mm		3755		4315		4315		4315		5235		5453		6895	
Internal length of cargo box mm		3600		4170		4170		4170		5140		5600		6750	
Cabin Type		1880 Single cab						2060 Single cab						2060 Space cab	
Wheel base (mm)		2800				3360				3800		4200		5200	
Persons in cab (persons, 65kg)								3							
Power															
Model		ISF2.8s3148T						ISF3.8s3154				ISF3.8S3168			
Fuel type								Diesel							
Displacement(L)		2.78								3.76					
Max. Power(Hp/rpm)		150/3200						156/2600				170/2600			
Max. Torque(N · m/rpm)		360/1800~2700						500/1200~1900				600/1300~1700			
Technology type								Electronic control high-pressure common rail							
Exhaust emission standard								Euro III							
Manufacturer								Cummins							
Model		5S368						6S500				6S600			
Technology type (Manul/Auto)		5MT								6MT					
Torque		360						500				600			
Speed ratio		I :5.762 II :2.922 III :1.638 IV :1.000 V :0.782 R:5.149								I :6.198 II :3.287 III :2.025 IV :1.371 V :1.000 VI :0.780 R:5.681					
Manufacturer								ZF							
Clutch		Monolithic dry diaphragm spring φ308 × φ190								Monolithic dry diaphragm spring φ362 × φ195					
Max. speed (km/h)								≤ 120							
EBP								●							
Cruise								●							
Electrical power supply		12V		●								●			
24V															
Chassis															
Front		Type		Non-Disconnecting I-beam											
Axle		Tonnage		2.4T		2.5T		2.85t		3.6T					
Rear		Type		Stamping and welding Integral type				Entirely lute type		Stamping and welding integral axle housing					
		Tonnage (T)		4.5				6		8					
		Speed ratio		4.875				4.3		4.875					
Front		Type		Non-independent suspension with spring											
Suspension system		Spring		3						9					
Rear		Type		Non-independent suspension with spring											
		Spring		5+2						8+6					
Steering system		Steering system		Round ball											
		Power Steering		●											
Oil supply system		Fuel tank material		Aluminum alloy											
		Fuel tank volume (L)		80		120		120		160		160		200	
Tyre		Type		7.00R16		7.00R16		7.00R16		7.50R16		7.50R16		8.25R20	
		Number						6+1							
Front		Type		Hydraulic						Air					
Brake system		Disc								Disc					
Rear		Drum								Drum					
Parking brake		Central drum brake								Air-cut brake					
Exhaust brake															
Gap self-adjusting mechanism															
Safety Device		ABS													
		EBD													
Body and Interior															
Fabric seat															
Seats		Driver seat front and rear adjustable (manual)													
		Driver seat backrest adjustable (manual)													
		Space bed													
Windows		Door		Manual											
Rear-view mirror		Manual													
Lock		Mechanical lock													
Safety															
Three-point seat belts (driver's seat)															
Safety belts		Driver seat belt alarm													
		Three-point seat belt (passenger seat)													
		Central seats 2-point seat belts													
Comfort															
Air-condition		Warm and cold (= warm air + air conditioning) manual													
Media equipment		MP3: FM / AM radio, USB / AUX													

POWERFUL & SMOOTH



ISF2.8/3.8 engine



ZF 5S368/6S500

